

Kh 98

22/98

33/29

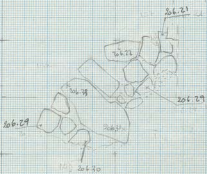
Sous S. 143 = 1031
206504139 = 20779

1/20

S.153

21/9/98

→ N.



52/34
53/35

△

Kh 98

13/8/98

carté 33/29

S.153

N

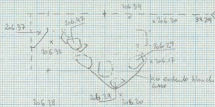


1/20°

("Blau ?" "rouge ?"
angle NE de ex-S. 143)

A*

022.050



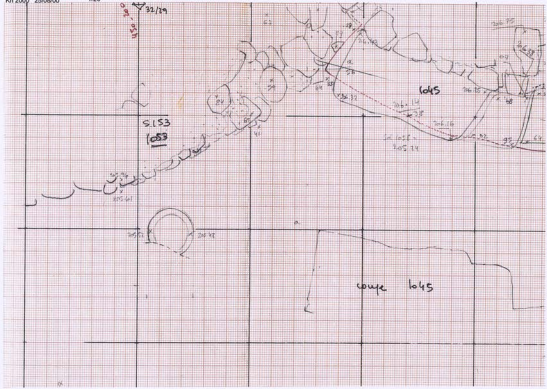
050.200

050.200

Kh 2000 25/08/00

1/20'

N



13