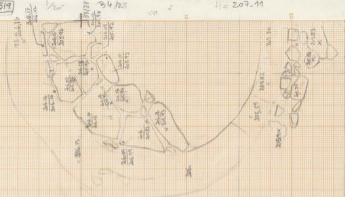


Kh86 22.7.86 X

5120. [519]

H = 207.11



Rh 86

5125

coupe E-O

24/28.9

N. 5.00  
C. 4.50

H. 205.93

58 86

Est

Ouest

présence de plâtre D =

D = 2.5.11

C = 2.6.04

B = 2.5.96

A = 2.0.8.89

- 23

- 13

- 09

# 205.93

85


77

67

52

survies  
de la boutique  
d'acierbrique en terre  
519  
526

531

paille pour  
l'acierbrique pour  
l'acier

Ka 86

K

K. 16

S/25

Sol 531

niveau B.

1/20°

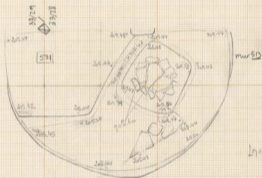
H: 207.01.

6.8.86

37H/26.9

206.  
20  
10  
0  
-10  
-20

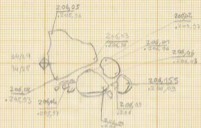
N=000 20590

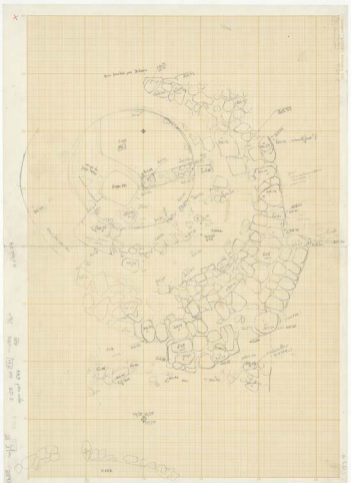


KH88

← N 5725 lacune 519 /


400  
H = 205.62 - 14/7/88  
• H<sub>2</sub> = 206.41 - 15/8/88





Kh 5/8/90 Y Kluwika  
s.125 de montage foyer 551

$\frac{1}{200} + 206.20 - 0.92 = 205.48$



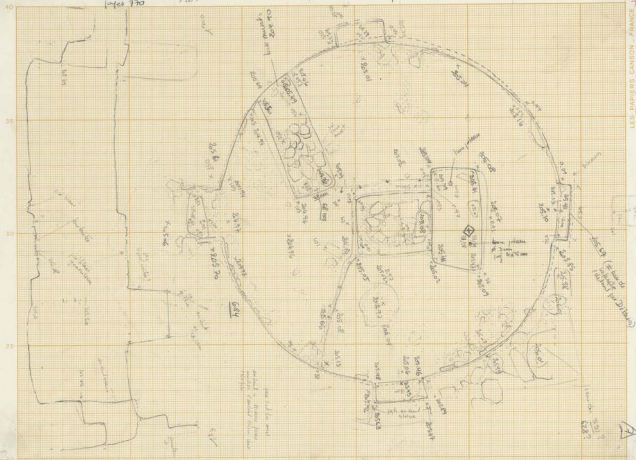
enduit = paroi N  
enduit horizontal = sous les pierres 2 cm  
bords 3.5 cm

Pierres = repos sur l'enduit  
sol enduit bien conserve sous le foyer



kh90 S.125 769 mu 684 1/20. 4-30 579 384 / 28.9

N  
A



ES. PAPIEROS CANSON - FRANCE

384/28.9 (H. 100 cm)  
1/20

16/7/91  
26/7/91

S.125. fol 801

1/20 coupe 788  
coupe 908

200/100  
100/50  
50/25

80

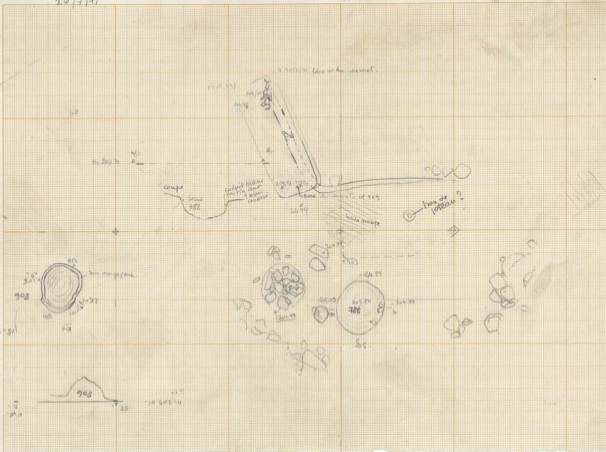
N



80

80

X



LES PAPIERS DANSON - FRANCE



K7 1991  
S-125

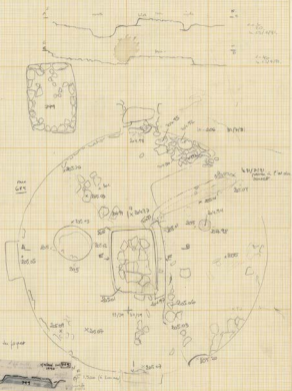
801 769

334/28.9



28.12.19  
21.12.19

1/20  
type 770/779 → N



Kh 93

02 2193

15/17/193

02

1/20<sup>e</sup>

"2 01

2/5

2.50

01

Cuve

872

5.125

24/28


H = 206.45

N ←

toches  
 1/20<sup>e</sup> AS  
 15/100<sup>e</sup> AS  
 1/200<sup>e</sup> AS  
 1/200<sup>e</sup> AS  
 1/200<sup>e</sup> AS

H<sub>pl</sub> = 204.85

24/28  
 24/28

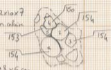


<sup>02</sup> Kh 93    <sup>02</sup> S125 / S140    structure n° ?    carré 3/128  
<sup>02</sup> 1/20e    18.07.33    Alt jour = 2,47 m = 206.42



contours du :

1. unxelle encre
2. fr. mûgeffe
3. pierre calcaire 12x10x7
4. gâble d'élite n° coin. r. h. m.
5. gâble diabase 12x10x5cm
6. pierre diabase 8x3x6cm



11

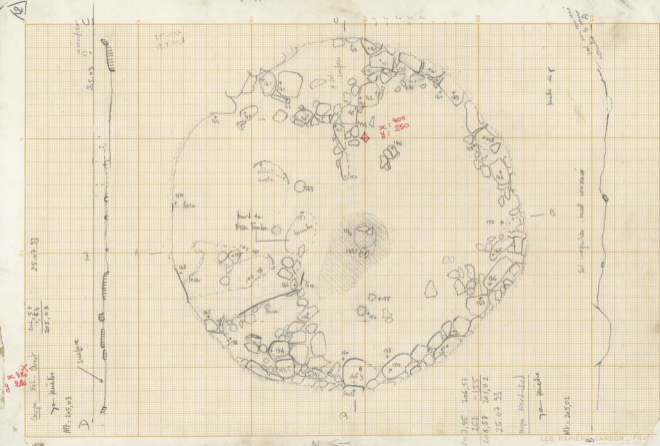
h93

22/7/33

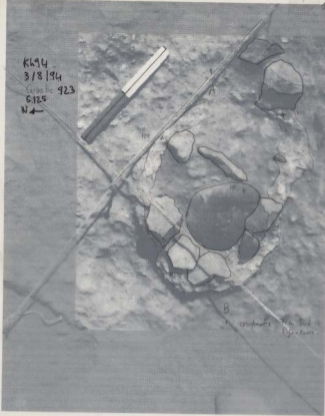
S.140 / S.125 No

206.45 (23/-/0)

X



K694  
3/8/94  
C. 923  
E. 125  
N ←



B  
combustion

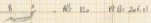
3/8/36

Cuvette 923

5.125

Solium - 6.93 M. Carré 33/23

1/20



remplissage : - Terre fine grise  
 - 12 cailloux  
 - 2 pierre } diabase